

السلام عليكم ورحمة الله وبركاته

# Welcome to the Janaazah tutorial programme;

PLEASE SIGN IN;

HAND-OUTS ARE AVAILABLE FOR £1;

ALL PROCEEDS GO TOWARDS PRINTING COSTS;



# WHAT TO DO WHEN A MUSLIM DIES

# MUHTADAR AND DEATH

Just before death and what to do immediately after



# EVENTS PRECEDING DEATH

## **Muhtadar**

- Who is a muhtadar?
- What do you do with a muhtadar?

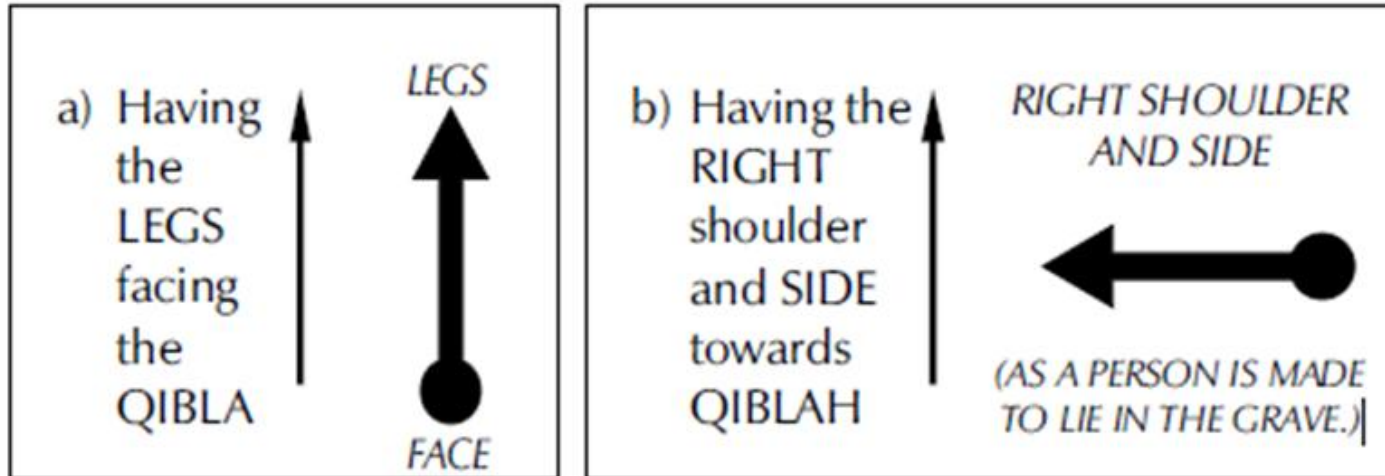
## **Talqin**

- What is talqin?
- Who should recite talqin and when?
- What should you do after the muhtadar has recited the Shahadah?

# POSITIONING



Whichever position convenient, is permissible



# TALQIN-REMINDING OF SHAHADAH

*Talqin* is to remind the dying, of the *Shahadah*.

أَشْهَدُ أَنْ لَا إِلَهَ إِلَّا اللَّهُ  
وَأَشْهَدُ أَنَّ مُحَمَّدًا عَبْدُهُ وَرَسُولُهُ

Ašhadu an lā ilāha illā-llāh,

Wa ašhadu anna muḥammadan ʿabduhu wa rasūluhu

***I testify that there is none worthy of worship but Allah and I testify that Muhammad is His servant and His messenger.***

# WHAT TO DO AFTER THE DEATH

## **Procedure for Funeral Arrangements**

The following persons should be contacted immediately when death has taken place in the family

- The family doctor.
- The local undertaker / funeral directors.
- The *Imam* of the local mosque (for *ghusl*, and *Janaazah* prayer).
- Any close relatives.

# WHAT TO DO AFTER THE DEATH

## **What to do immediately after the death**

- As soon as a person dies their eyes should be gently closed.
- Gently press the chin upward while holding the top of the head. Then place a strip of cotton under the chin and around the head, tying it firmly at the top.
- Immediately remove any jewellery such as rings, necklaces, bracelets and nose studs.
- Straighten the limbs carefully and gently. If they will not straighten do not force them, as this could cause breakage.
- Place the toes together and bind the ankles carefully.
- Do not cut nails or remove unwanted hair from the dead body.
- Until the time of the dead's bathing, the body should be covered by a tahir (clean) sheet.



# WHAT TO DO AFTER THE DEATH

## What to do immediately after the death cont.

The people who do the things mentioned on the previous slide should read:

بِسْمِ اللَّهِ وَبِاللَّهِ وَعَلَىٰ مِلَّةِ رَسُولِ اللَّهِ

Bismillahi wa billahi wa alaa milati rasoolillah

In the name of Allah and on the creed,  
religion and faith of Rasulullah.

# WHAT TO DO AFTER THE DEATH

## What to do immediately after the death cont.


They may also read

اللَّهُمَّ يَسِّرْ عَلَيْهِ أَمْرَهُ وَسَهِّلْ عَلَيْهِ مَا بَعْدَهُ وَأَسْعِدْهُ  
بِلِقَائِكَ وَاجْعَلْ مَا خَرَجَ إِلَيْهِ خَيْرًا مِمَّا خَرَجَ عَنْهُ ط

O Allah! Ease upon him, his matters and make light work for him whatever comes hereafter and honour him with Your meeting and make that which he has gone to, better than that which he came out from.

### Note:

It is *makruh* (disliked) to recite the *Holy Qur'an* near the deceased person's body during the period between death and the *ghusl* (bath).



CERTIFICATION

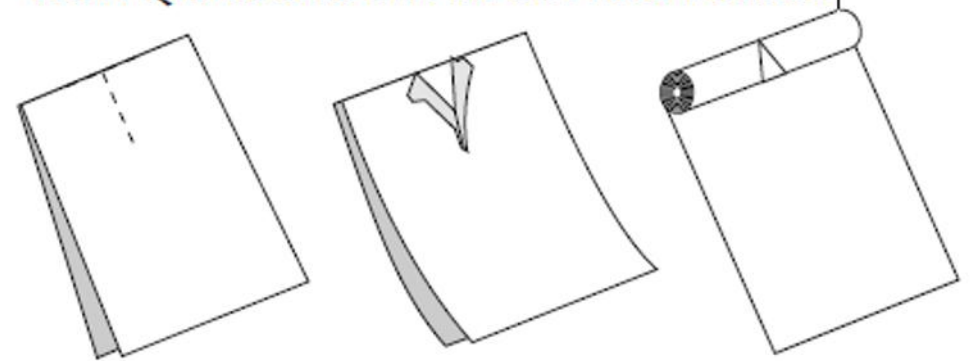
# PREPARING THE KAFN (SHROUD)

## Dimensions for the kafn

	length	width
• Lifafah - Outer sheet	8 ft	5 ft
• Izar / Loin Cloth	7 ft	5 ft
• Qamis / Kurta or shirt	5 ft	4/5 ft

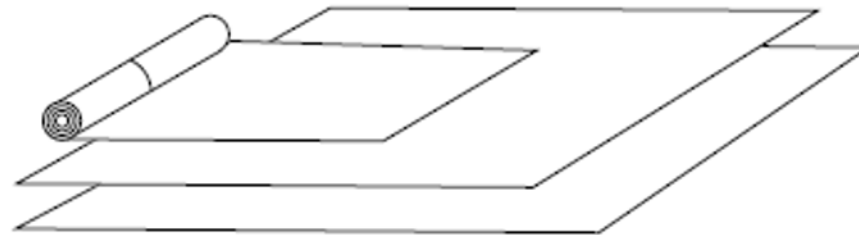
**The cloth purchased that is to be cut up should be approx. 5 ft wide and 20 ft long**

## HOW QAMIS SHOULD BE CUT AND FOLDED



## ORDER OF MALE KAFN:

Qamis  
Izar  
Lifafah



# GHUSL

(BATHING OF THE DECEASED)



# GHUSL OF THE DECEASED

## **Check list for washing and shrouding of the dead**

- 3 pieces of clean sheets, preferably white material, cut into the required length.
- 3 thin strips of cotton for tying the shroud. One long enough to go round the middle of the body and two shorter ones to secure the ends of the shroud.
- 2 pieces of thicker material of any dark colour to cover the body while washing - Towelling material is recommended. Each sheet should be at least one metre squared.
- 2 large clean towels for drying the body. These should preferably not be new, as towels that have been washed absorb moisture better.

# GHUSL OF THE DECEASED

## **What to do immediately after the death cont.**

Check list for washing and shrouding of the dead. Cont.

- 2 pairs of strong rubber gloves.
- A box of disposable surgical gloves.
- Cotton wool and Shampoo.
- Soap and liquid soap in a dispenser.
- Nail polish remover, if required.
- 2 pairs of scissors and Masking tape.
- Camphor and a non alcoholic form of perfume.
- Bin bags for disposing of rubbish and for taking soiled material and towels to be washed.
- Jug and a large bucket.

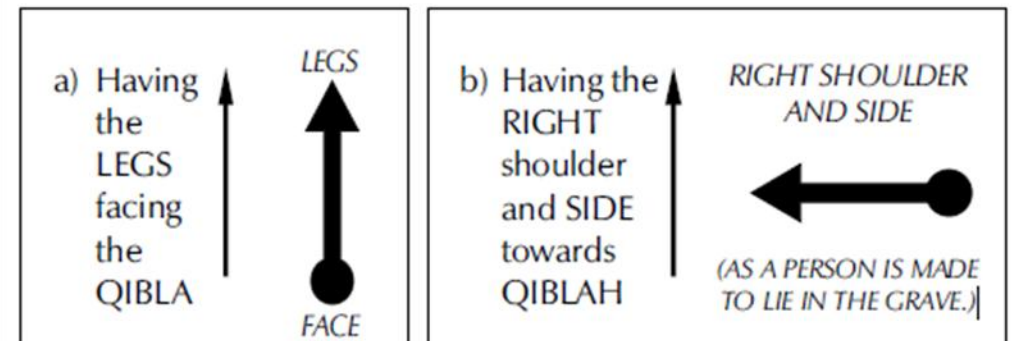
# GHUSL OF THE DECEASED

- The body should be washed in suitable premises, e.g. the undertaker's, mosque facilities, etc.
- The body should be positioned as shown in the diagram.
- All people helping in the washing should be wearing rubber gloves or similar.

Note: the body should be handled very carefully as it will be very fragile.



Whichever position convenient, is permissible





# GHUSL OF THE DECEASED

- One person should hold the head of the deceased firmly but gently from each side, for the rest of the process, to avoid the possibility of breaking the neck. (This job should be given to a relative who may not feel confident to assist in the washing).
- Then the washer should begin by covering the body from the neck to the ankles with one of the thick sheets.
- Four people should hold the sheet slightly raised from the body, in order to allow the washer and his/her assistants to work unhampered.
- Remove all excess materials, accessories or medical devices from the body as long as there is no damage caused.
- Make sure all equipment is ready and the water is at the appropriate temperature.

# GHUSL OF THE DECEASED

- The person washing should then press the stomach of the deceased firmly but gently and clean the excreta with wet cotton wool.
- If the person died recently, the head and shoulders can be slightly raised while the stomach is pressed to assist the evacuation of any waste materials. However extreme caution should be taken, especially in the cases of death during childbirth or during an operation, as this can cause excessive bleeding from the mouth.
- If the body has been in cold storage then there is no point in carrying out this procedure.
- The body should then be tilted to the left side, and the area of the back passage should be similarly cleaned with flowing water.

# GHUSL OF THE DECEASED

- The body should then be washed ensuring that not even one hair is left dry.
- All impurities should have been removed leaving no trace.
- It should then be dried carefully in a way that it is not exposed.
- Perfume will then be applied 3 times all over the body.
- The body will then be shrouded according to the sunnah method and made ready for burial.

# KAFN (SHROUDING OF THE DEAD)



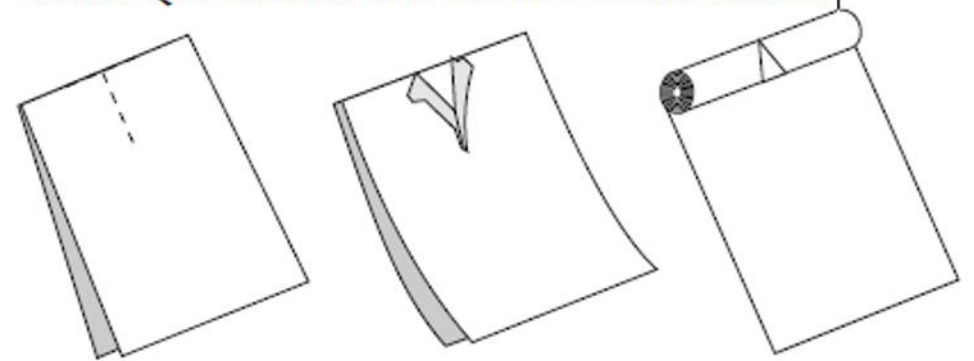
# THE KAFN (SHROUD)

## Dimensions for the kafn

	length	width
• Lifafah - Outer sheet	8 ft	5 ft
• Izar / Loin Cloth	7 ft	5 ft
• Qamis / Kurta or shirt	5 ft	4/5 ft

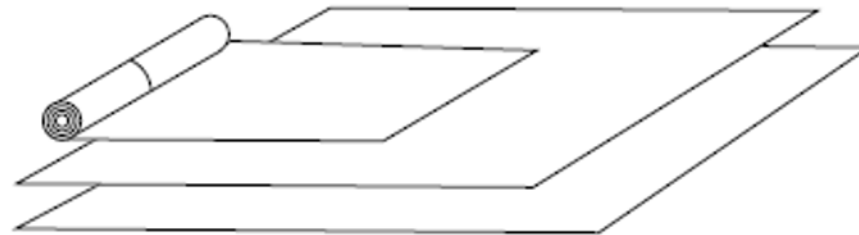
**The cloth purchased that is to be cut up should be approx. 5 ft wide and 20 ft long**

## HOW QAMIS SHOULD BE CUT AND FOLDED



## ORDER OF MALE KAFN:

Qamis  
Izar  
Lifafah



# WHAT TO DO AFTER THE SHROUDING

## **WHAT TO DO AFTER THE KAFN**

- With the completion of the ghusl and the Kafn, the Mayyit (deceased person) is ready for the Dafn (burial). The Janaazah salaah should be arranged without delay.
- Rasulullah has said, 'If a person passes away, hasten him to his grave and do not keep him away'.
- The Janaazah salaah must be arranged quickly and the Mayyit should be buried in the nearest Muslim graveyard (cemetery). To transport the body over long distances is undesirable.
- It is also makruh to delay the Janaazah salaah and wait for the late comers to increase the congregation.

# WHAT TO DO AFTER THE SHROUDING

## **IMPORTANT**

- It is permissible only for the Mahram woman folk of the deceased male to see his face.
- They are his wife, mother, grandmothers, sisters, aunts, daughters and grand daughters. The Shariah does not allow any other woman to view the face of the deceased male.
- The face of the dead person should not be kept open after the Kafn is put on.
- The Quran may be recited next to the body before the Janaazah is carried away.

# JANAAZAH (FUNERAL PRAYER FOR THE DEAD)





# JANAAZAH (FUNERAL PRAYER)

- All those who carry the Janaazah toward the cemetery should recite

بِسْمِ اللَّهِ الرَّحْمَنِ الرَّحِيمِ ؕ

BISMILLĀHIR RAHMĀNIR RAḤĪM

*In the name of Allah, Most beneficent, Most Merciful.*

- It is Makruh for those accompanying the Janaazah to recite any du`a or ayah of the Holy Qur'an aloud. They may, however, read softly.

لَا إِلَهَ إِلَّا اللَّهُ مُحَمَّدٌ رَّسُولُ اللَّهِ ؕ

LĀ ILĀHA ILLAL-LĀHU MUḤAMMADUR RASŪLUL-LĀH

*There is none worthy of worship but Allah,  
Muhammad ﷺ is Allah's Messenger.*

# JANAAZAH (FUNERAL PRAYER)

- When reading the Janaazah salaah the Imam should stand level with the head and shoulders of the dead body of a male, and should stand level with the abdomen of a female.
- As with other prayers, it is necessary for all those in the congregation to face the Qiblah.
- It is mustahab for the number of rows to be odd.
- Janaazah prayer is very different from other prayers in the sense that there are no Ruku or sujud or Tashahhud in it.
- There is no fixed time for offering this prayer but makruh times must be avoided.
- It has to be offered standing up.
- Other conditions like purification, facing Qiblah, dress etc. have to be observed as in the usual prayers.

# JANAAZAH (FUNERAL PRAYER)

- Niyyat (intention)
- Takbeer 1 then Thana
- Takbeer 2 then Durood Ibraaheem
- Takbeer 3 then Beseeching forgiveness
- Takbeer 4 then Salaam

# JANAAZAH (FUNERAL PRAYER)

## Thana

“Glory be to you, O Lord, and all Praises are due unto you, and blessed is your name and high is your majesty and your praises Are elevated and none is worthy of worship but you.”

سُبْحَانَكَ اللَّهُمَّ وَبِحَمْدِكَ وَتَبَارَكَ اسْمُكَ  
وَتَعَالَى جَدُّكَ وَجَلَّ ثَنَائُكَ وَلَا إِلَهَ غَيْرُكَ ط

SUBHĀNAKAL-LĀHUMMA WA BIḤAMDIKA  
WA TABĀRAKAS-MUKA WA TA'ĀLĀ JADDUKA  
WA JALLA THANĀ'UKA WA LĀ ILĀHA GHAYRUK.

# JANAAZAH (FUNERAL PRAYER)

## Durood Ibraaheem

○ Allah shower Thy Blessings on Muhammad and the descendants of Muhammad as Thou did shower Thy Blessings on Ibrahim and the descendants of Ibrahim; Thou art the Praiseworthy, the Glorious.

○ Allah, Glorify Muhammad and the descendants of Muhammad as Thou did Glorify Ibrahim and the descendants of Ibrahim; Thou art the Praiseworthy, the Glorious.

اللَّهُمَّ صَلِّ عَلَى مُحَمَّدٍ وَعَلَى آلِ مُحَمَّدٍ كَمَا صَلَّيْتَ عَلَى  
إِبْرَاهِيمَ وَعَلَى آلِ إِبْرَاهِيمَ إِنَّكَ حَمِيدٌ مَجِيدٌ  
اللَّهُمَّ بَارِكْ عَلَى مُحَمَّدٍ وَعَلَى آلِ مُحَمَّدٍ كَمَا بَارَكْتَ عَلَى  
إِبْرَاهِيمَ وَعَلَى آلِ إِبْرَاهِيمَ إِنَّكَ حَمِيدٌ مَجِيدٌ

ALLĀHUMMA ṢALLI `ALĀ MUḤAMMADIW-WA `ALĀ `ĀLI  
MUḤAMMADIN KAMĀ ṢALLAYTA `ALĀ IBRĀHĪMA WA `ALĀ ĀLI  
IBRĀHĪMA INNAKA ḤAMĪDUM-MAJĪD  
ALLĀHUMMA BĀRIK `ALĀ MUḤAMMADIW-WA `ALĀ `ĀLI  
MUḤAMMADIN KAMĀ BĀRAKTA `ALĀ IBRĀHĪMA WA `ALĀ ĀLI  
IBRĀHĪMA INNAKA ḤAMĪDUM-MAJĪD

# JANAAZAH (FUNERAL PRAYER)

## Beseeching forgiveness

O Allah, forgive our people who are still alive and who have passed away, forgive those who are present here and those who are absent, forgive our young and our elderly, forgive our males and females. O Allah, the one whom you wish to keep alive from among us make him live according to Islam, and anyone whom you wish to die from among us, let him die in the state of Iman (Belief).

اَللّٰهُمَّ اغْفِرْ لِحَيِّنَا وَمَيِّتِنَا ۚ وَشَاهِدِنَا وَغَائِبِنَا ۚ وَصَغِيْرِنَا  
وَكَبِيْرِنَا ۚ وَذَكَرِنَا وَاُنْثَانَا ۚ اَللّٰهُمَّ مَنْ اَحْيَيْتَهُ مِنَّا فَاحْيِهِ  
عَلَى الْاِسْلَامِ ۚ وَمَنْ تَوَفَّيْتَهُ مِنَّا فَتَوَفَّهُ عَلَى الْاِيْمَانِ ۝

ALLĀHUM-MAGHFIR LI ḤAYYINĀ WA MAYYITINĀ,  
WA SHĀHIDINĀ WA GHĀ'IBINĀ, WA ṢAGHĪRINĀ  
WA KABĪRINĀ, WA DHAKARINĀ WA UNTHĀNĀ,  
ALLĀHUMMA MAN AḤYAYTAHŪ MINNA  
FA AḤYIHĪ `ALAL ISLĀM, WA MAN TAWAF-FAYTAHŪ  
MINNA FATAWAF-FAHŪ `ALAL ĪMĀN.

# JANAAZAH (FUNERAL PRAYER)

## Du'a for children

اللَّهُمَّ اجْعَلْهَا لَنَا فَرَطًا وَاجْعَلْهَا لَنَا أَجْرًا وَذُخْرًا  
وَاجْعَلْهَا لَنَا شَافِعَةً وَمُشَفَّعَةً ۞

ALLĀHUM-MAJ'ALHĀ LANĀ FARĀṬAW WAJ'ALHĀ  
LANĀ AJRAW WA DHUKHRAW WAJ'ALHĀ LANĀ  
SHĀFI'ATAW WA MUSHAFFA'AH

O Allah, make her a means for our salvation, and  
make her a reward  
and treasure for us in the Hereafter, and her an  
intercessor for us,  
one whose intercession is accepted by you.

اللَّهُمَّ اجْعَلْهُ لَنَا فَرَطًا وَاجْعَلْهُ لَنَا أَجْرًا وَذُخْرًا  
وَاجْعَلْهُ لَنَا شَافِعًا وَمُشَفَّعًا ۞

ALLĀHUM-MAJ'ALHU LANĀ FARĀṬAW WAJ'ALHU LANĀ AJRAW  
WA DHUKHRAW WAJ'ALHU LANĀ SHĀFI'AW WA MUSHAFFA'Ā

O Allah, make him a means for our salvation, and  
make him a reward  
and treasure for us in the Hereafter, and him an  
intercessor for us,  
one whose intercession is accepted by you.

# DAFN

(BURIAL OF THE DECEASED)

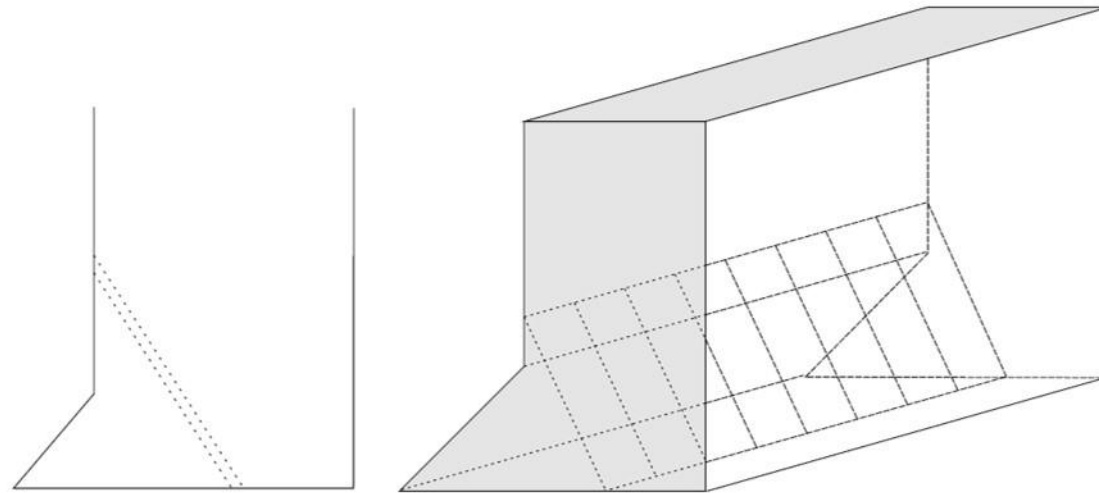




# BURIAL AND FAREWELLS

## Types of grave:

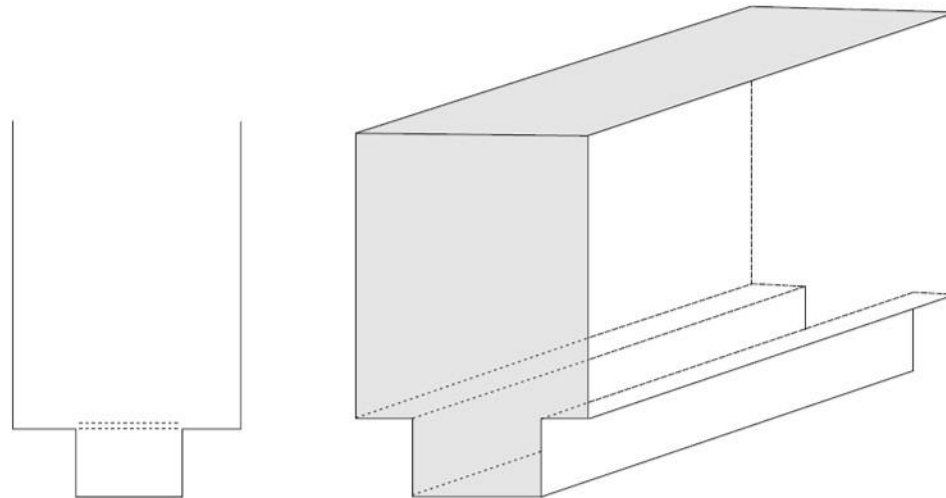
LAHD: Where the ground and sides of the Qabr are firm, then a recess should be dug on the Qiblah side to allow placing the body in the recess. Unbaked bricks should preferably be used to close the recess, and made to fit neatly.



# BURIAL AND FAREWELLS

## Types of grave:

SHIQ: Where the soft nature of the ground does not allow a Lahd to be made, then a shallow trench should be dug in the centre at the bottom of the *Qabr* to allow the body to be placed in this trench. Timber may be used to cover this. The bamboo or planks must be cut to size and set to fit properly in the grave before burial, to avoid last minute inconvenience.



# BURIAL AND FAREWELLS

- After the Janaazah prayer has been offered, the congregation should immediately make their way to the grave where the deceased is to be placed.
- It is best practice that the closest relatives of the deceased should enter the grave. A husband may not enter the grave of his wife.
- All those who enter the grave should face the Qiblah.
- It is Mustahab to hold a sheet over the grave while lowering and burying a female. If there is fear of her Kafn opening, then it is Wajib to do so.
- After placing the body into the recess of the grave it is sunnah to turn it onto its right side to face the Qiblah.
- The strips of cloth tied at the head side, chest and leg side should now be untied.
- The recess should then be covered with unbaked bricks, bamboo or timber.

# BURIAL AND FAREWELLS

- It is Mustahab to begin closing the recess or trench from the leg side for males and from the head side for females.
- All the remaining little openings should be closed with mud or grass. The use of any fabric or blankets is unnecessary and wasteful.
- All those present should participate to fill the grave with at least three handfuls of soil.
- When throwing the first handful in the grave recite:

مِنْهَا خَلَقْنَاكُمْ

**MINHĀ KHALAQ NĀKUM**

*From the earth did We create you.*

# BURIAL AND FAREWELLS

- When throwing the second handful in the grave recite:

وَفِيهَا نُعِيدُكُمْ

WA FĪHĀ NU'ĪDUKUM

*and into it shall We return you.*

- When throwing the third handful in the grave recite:

وَمِنْهَا نُخْرِجُكُمْ تَارَةً أُخْرَى

WA MINHĀ NUKHRIJUKUM TĀRATAN UKHRĀ

*and from it shall We bring you out once again.*

# BURIAL AND FAREWELLS

- It is Makruh to add more soil to the Qabr than that which was dugout from it.
- The shape of the Qabr when filled should be like the hump of a Camel. The height should be approximately 25 to 30 cm.
- It should not be made square or into any other shape.
- All types of building sand enclosures on or around the Qabr are not permissible. Buildings on the Qabr have been emphatically denounced in the ahadith of Rasulullah.

# BURIAL AND FAREWELLS

- After the burial, the first Ruku' of Surah Baqarah should be recited at the head side of the Qabr, and the last Ruku' of Surah Baqarah should be recited to the leg side:-

BISMILLĀHIR-RAḤMĀNIR-RAḤĪM

1. ALIF LĀM MĪM.

2. DHĀLIKAL-KITABU LĀ RAYBA FĪH. HUDAL-LIL MUTTAQĪN

3. AL-LADHĪNA YU'MINŪNA BIL-GHAYBI WA YUQĪMŪNAṢ-  
ṢALĀTA WA MIM-MĀ RAZAQNĀHUM YUNFIQŪN.

4. WAL-LADHĪNA YU'MINŪNA BIMĀ UNZILA ILAYKA WA MĀ  
UNZILA MIN QABLIKA WA BIL ĀKHIRATI HUM YŪ QINŪN.

5. ULĀ'IKA `ALĀ HUDAM-MIR-RABBIHIM WA ULĀ'IKA  
HUMUL- MUFLIḤŪN.

بِسْمِ اللّٰهِ الرَّحْمٰنِ الرَّحِیْمِ ؕ

اَلَمْ ؕ ذٰلِكَ الْكِتٰبُ لَا رَيْبَ ؕ فِيْهِ ؕ هُدًى لِّلْمُتَّقِیْنَ ۙ الَّذِیْنَ  
یُؤْمِنُوْنَ بِالْغَیْبِ وَیُقِیْمُوْنَ الصَّلٰوةَ وَمِمَّا رَزَقْنٰهُمْ یُنْفِقُوْنَ ۙ  
وَالَّذِیْنَ یُؤْمِنُوْنَ بِمَا اُنزِلَ اِلَیْكَ وَمَا اُنزِلَ مِنْ قَبْلِكَ ؕ  
وَبِاٰخِرَةِ هُمْ یُوقِنُوْنَ ۙ اُولٰٓئِكَ عَلٰی هُدًى مِّنْ رَّبِّهِمْ ؕ  
وَاُولٰٓئِكَ هُمُ الْمُفْلِحُوْنَ ۝

The first Ruku' of Surah Baqarah and its transliteration

# BURIAL AND FAREWELLS

285. ĀMANAR-RASŪLU BIMĀ UNZILA ILAYHI  
MIR-RABBIHĪ WAL MU'MINŪN. KULLUN ĀMANA  
BILLĀHI WAMALĀ'IKATHĪHĪ WA KUTUBIHĪ WA RUSULIH.  
LĀ NUFARRIQU BAYNA AḤADIM MIR RUSULIH.  
WA QĀLŪ SAMI'NĀ WA AṬĀ'NĀ GHUFRĀNAKA  
RABBANĀ WA ILAYKAL MAṢĪR.

286. LĀ YUKALLIFUL-LĀHU NAFSAN ILLĀ WUS'AHĀ.  
LAHĀ MĀ KASABAT WA `ALAYHĀ MAKTASABAT.  
RABBANĀ LĀ TU'ĀKHIDHNĀ IN-NASĪNĀ AW  
AKHṬA'NĀ RABBANĀ WA LĀ TAḤMIL `ALAYNĀ  
IṢRAN KA MĀ ḤAMALTAHŪ `ALAL-LADHĪNA  
MIN QABLINĀ RABBANĀ WA LĀ TUḤAMMILNĀ  
MĀ LĀ ṬĀQATALANĀ BIH. WA'FU `ANNĀ  
WAGHFIR LANĀ WARḤAMNĀ ANTA  
MAWLĀNĀ FANṢURNĀ `ALAL-QAWMIL-KĀFIRĪN

أَمِنَ الرَّسُولُ بِمَا أُنزِلَ إِلَيْهِ مِنْ رَبِّهِ وَالْمُؤْمِنُونَ ۗ كُلٌّ آمِنٌ  
بِاللَّهِ وَمَلَائِكَتِهِ وَكُتُبِهِ وَرُسُلِهِ ۗ لَا نُفَرِّقُ بَيْنَ أَحَدٍ مِّنْ  
رُّسُلِهِ ۗ وَقَالُوا سَمِعْنَا وَأَطَعْنَا ۗ غُفْرًا نَّكَ رَبَّنَا  
وَإِلَيْكَ الْمَصِيرُ ﴿٢٨٥﴾ لَا يُكَلِّفُ اللَّهُ نَفْسًا إِلَّا وُسْعَهَا ۗ لَهَا  
مَا كَسَبَتْ وَعَلَيْهَا مَا اكْتَسَبَتْ ۗ رَبَّنَا لَا تُؤَاخِذْنَا إِنْ  
نَسِينَا أَوْ أَخْطَأْنَا ۗ رَبَّنَا وَلَا تَحْمِلْ عَلَيْنَا إصْرًا كَمَا  
حَمَلْتَهُ عَلَى الَّذِينَ مِنْ قَبْلِنَا ۗ رَبَّنَا وَلَا تُحَمِّلْنَا مَا لَا  
طَاقَةَ لَنَا بِهِ ۗ وَاعْفُ عَنَّا ۗ وَاعْفِرْ لَنَا ۗ وَارْحَمْنَا ۗ  
أَنْتَ مَوْلَانَا فَانصُرْنَا عَلَى الْقَوْمِ الْكَافِرِينَ ﴿٢٨٦﴾



# TAZI'AT- SYMPATHISING WITH THE BEREAVED

It is from the teachings of Rasulullah (S.A.W) that one should console and comfort a Muslim who is in distress. Rasulullah (S.A.W) has said: "He who consoles the one in distress shall be rewarded as much as the bereaved."

## **ONE SHOULD TAKE NOTE OF THESE FEW POINTS:**

One should:

- Be humble.
- Express grief.
- Speak less about worldly affairs.
- Not joke or laugh.
- Mention the good acts and deeds of the deceased and abstain from the ill ones.

Rasulullah (S.A.W) has said, "Mention the good actions of your deceased and abstain from the offensive ones."

- The time for Tazi'at extends for three days after the death. It is makruh to make Tazi'at after this period except in cases where one is not present at the Janaazah or when the bereaved is absent.
- Tazi'at before the burial is permissible.

# GARDENS OF PEACE



# ADULT GRAVES




# CHILDREN GRAVES



Infants who were born alive and then died



Stillborn babies



Q & A



# JAZAKALLAH FOR ATTENDING

- Please fill out the evaluation forms that have been provided
- Any future workshops you would like to see, please note them in the comments section.